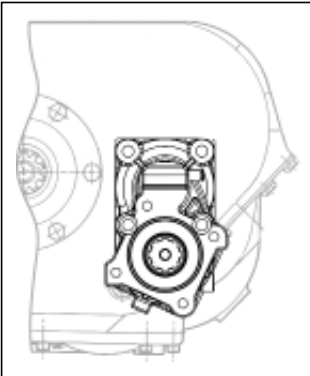

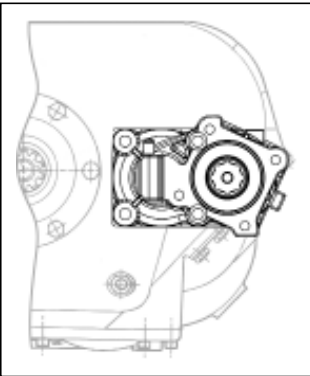

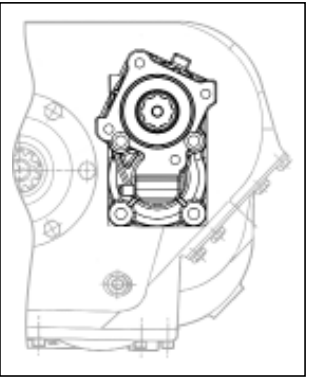



MOUNTING INSTRUCTIONS FOR

REAR PTO ISO 7707 TYPE

01		PTO MOUNTING Vertical - Lower output  OK!
02		PTO MOUNTING Horizontal  OK!
03		PTO MOUNTING Vertical - Upper output  NO!

To avoid malfunctions please watch the following:

- Do not mount PTO's with output shaft facing the upper position;
- Fill-up the gearbox taking into consideration a higher demand due to the presence of the PTO;
- Let the motor run for few minutes before engaging the PTO for the first time;
- Check again the PTO and the oil level in the gearbox;
- Please top-up with oil, if necessary!

If you do not follow the above-mentioned suggestions you might damage both PTO and gearbox!